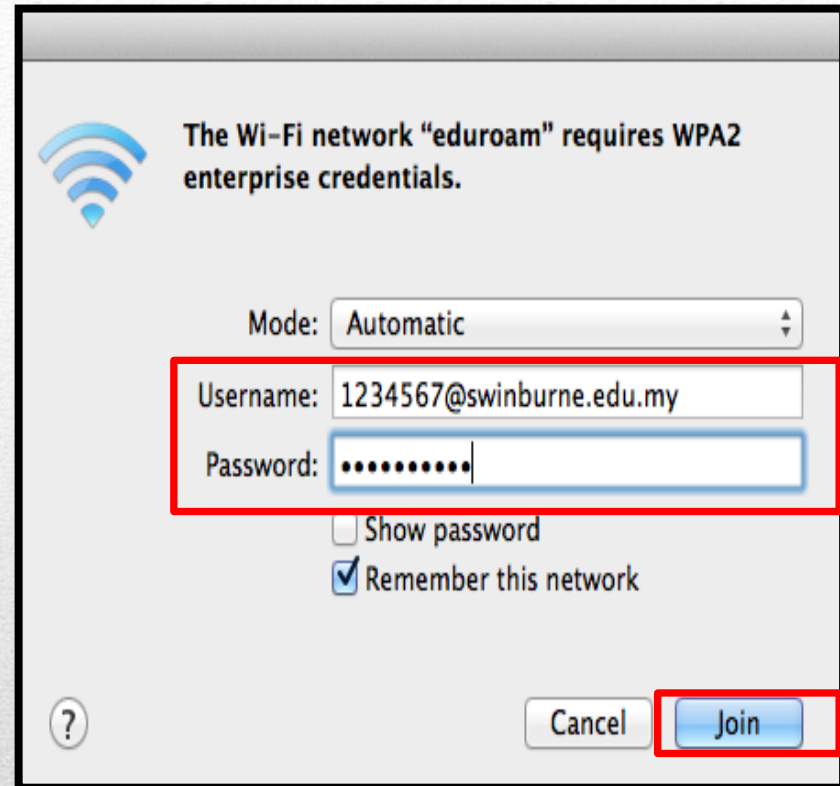
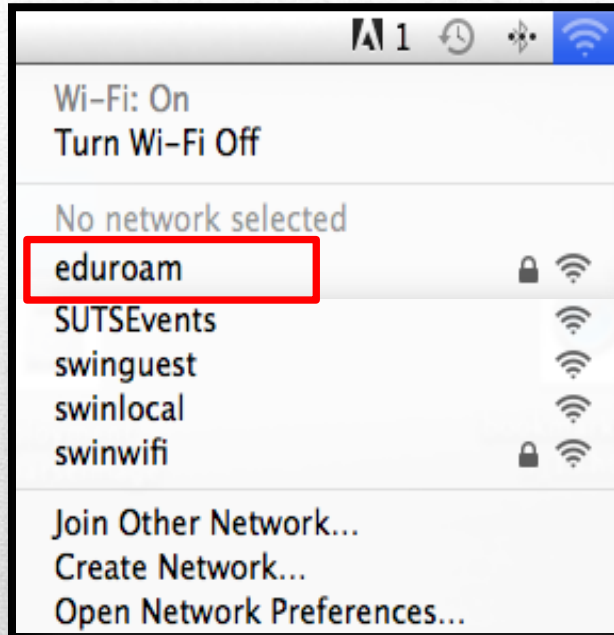


Eduroam

How To Guide for Mac OSX (Macbook) (10.4, 10.5, 10.6, 10.7, 10.8, 10.9, 10.10, 10.11)

This How To Guide OS version may vary with your OS version installed in your devices.
All the illustrations and steps in this document is meant for installation assistant and guidance.

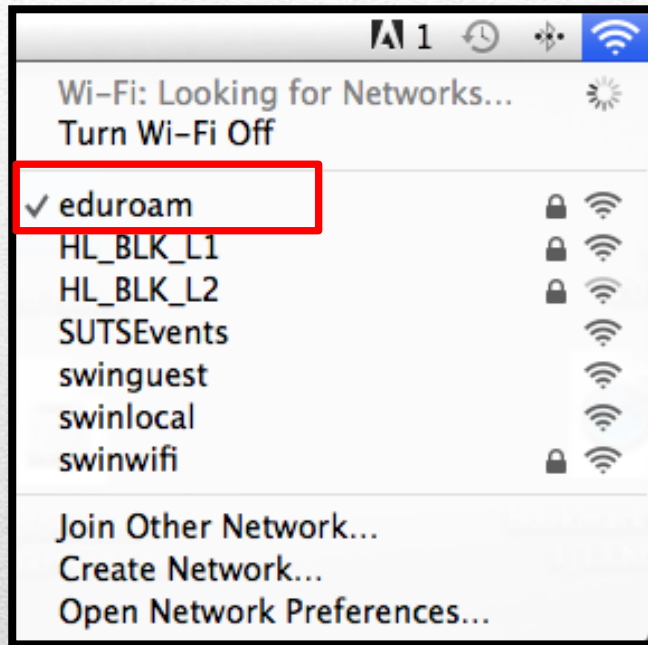
Install Eduroam



1. Connect your device to **Eduroam**

2. Enter your username & password
Username : **StudentID@swinburne.edu.my**
(Eg: **1234567@swinburne.edu.my**)
Password : **Blackboard Password**

3. Click **Join**



6. Make sure your device is connected to **Eduroam**



8. Open your **Internet browser** & test the connection