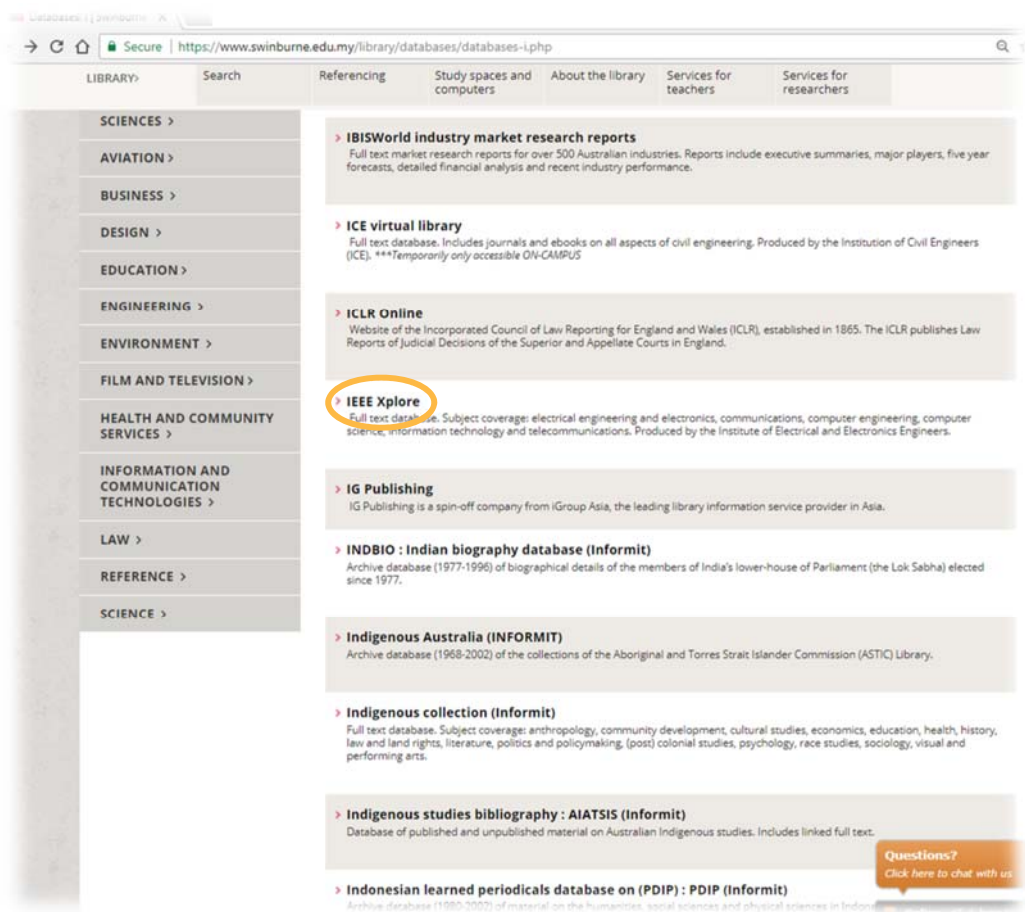
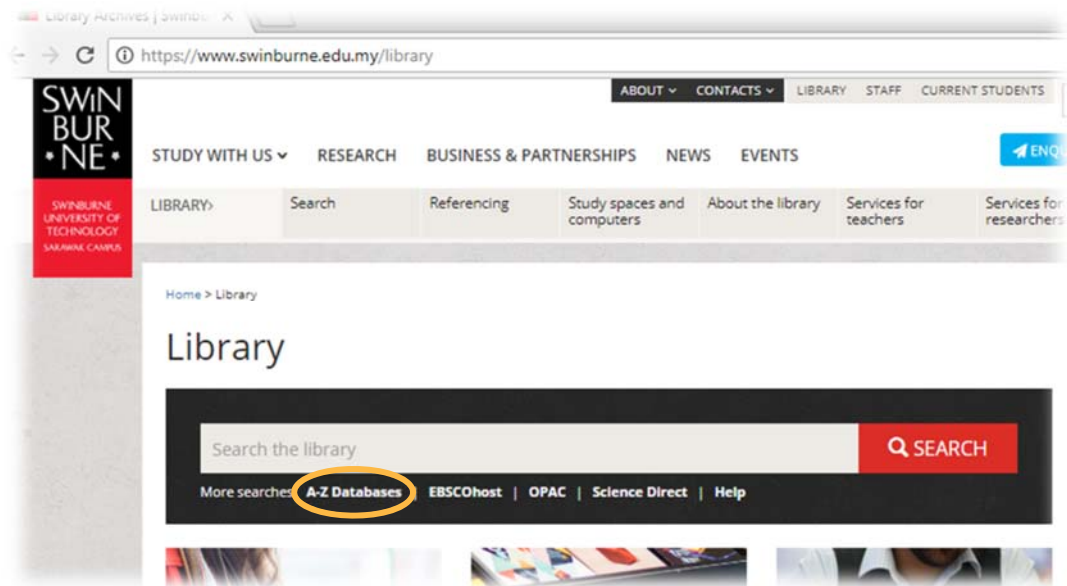
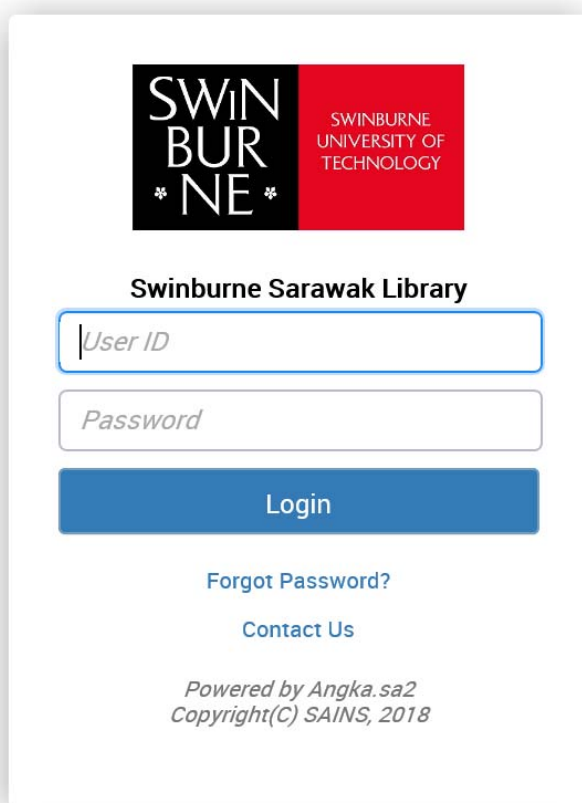


## Quick Guide - How to Use IEEE Xplore

1. Go to library's home page at <https://www.swinburne.edu.my/library>
2. Click A – Z Databases > Click alphabet 'I' > Scroll down the alphabetical list and click on IEEE Xplore.



Enter your library (Angka.sa2) User ID and password.

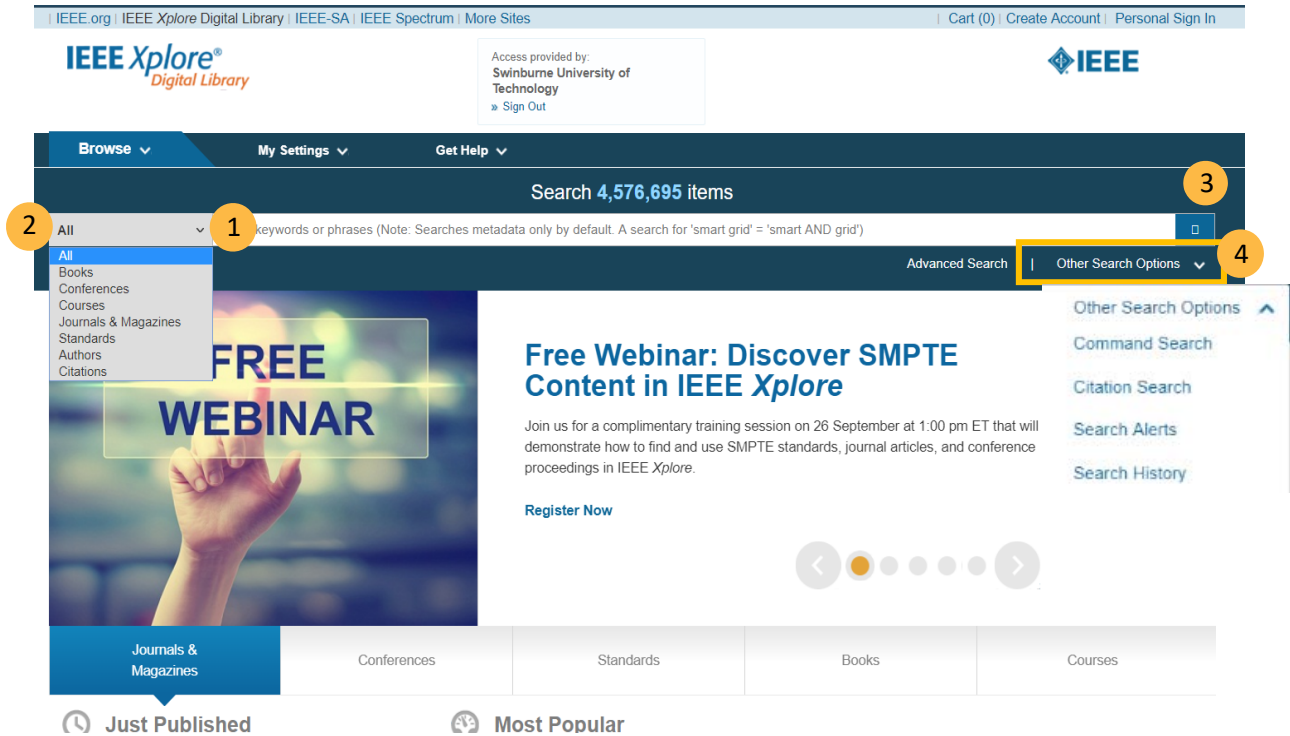


The image shows a login form for Swinburne Sarawak Library. At the top, there is a logo for Swinburne University of Technology, consisting of a black square with 'SWINBURNE' in white and a red square with 'SWINBURNE UNIVERSITY OF TECHNOLOGY' in white. Below the logo, the text 'Swinburne Sarawak Library' is displayed. The form contains two input fields: 'User ID' and 'Password'. Below these fields is a blue 'Login' button. Underneath the button are two links: 'Forgot Password?' and 'Contact Us'. At the bottom of the form, it says 'Powered by Angka.sa2' and 'Copyright(C) SAINS, 2018'.

3. That will take you to the IEEE Xplore, which you can start searching for your keywords or browse by topic.
4. When you are logged in, you will see this message in the middle of the screen.

Access provided by:  
**Swinburne University of  
Technology**  
[» Sign Out](#)

Basic/Quick Search



When you first log into IEEE Xplore

- 1 You will see the Basic Search box at the top of the screen and nearly every page in IEEE Explore. Enter your search term(s) in the search box and click the **Search** button. This is useful for simple searches or finding a known article.
- 2 Click the **All** drop-down menu on left hand side of the basic search box for other options.

Search Tips:

Boolean operators (**AND** , **OR** & **NOT** operators) are used to connect your search words together to either narrow or broaden your set of results.

- Use AND search operator between two keywords or phrases to search for articles containing both terms.  
(e.g.: sliding mode control AND motion control)
- Use OR search operator between keywords to search for articles containing either term  
(e.g.: robot OR golem)
- Use Boolean operators exclude other terms in our search  
(e.g.: sliding mode control NOT motor)
- Use of quotation marks signs around any search phrase or exact combination of keywords.  
(e.g.: “Sliding mode control” AND “motion control” AND robot OR golem)

[Use of other operator in IEEE Xplore:](#)

A Proximity operator use in IEEE databases is a character or word (**NEAR** and **ONEAR**) that allows you to specify searches where one word is near, next to or in the vicinity of another word. This is used to narrow search engine results by limiting them to those that have query keywords placed within a specific number of words in the content.

Please note that this operator cannot be used in the default advanced search.

Use NEAR to find articles where the terms joined by NEAR are within 15 words of each other.

- (e.g.: "hybrid electric vehicle" NEAR/15 "plug-in")
- Documents with the word "hybrid electric vehicle" within 15 words of the word "plug-in"

Boolean operators can be combined with proximity searches, for example:

(A OR B) NEAR/# (C OR D) or

(Java OR XML) NEAR/3 (Code OR UI)

- Use NEAR/# to find articles where the terms joined by NEAR are within 15 words of each other (# represents the number of words before and after the actual terms).  
(e.g.: implantable NEAR/3 cardiac)

And use ONEAR/# to find articles with the word implantable within three words of cardiac; but implantable must appear **before** cardiac. (# represents the number of words before and after the actual terms).

(e.g.: implantable ONEAR/3 cardiac)

**3** Click the **Search** button. The Search Result list displays.

The screenshot shows the IEEE Xplore Digital Library search results page. The search query is "sliding mode control" AND motion control. The results are displayed in a list format, showing the first two results. The first result is "Nonsmooth sliding mode control for a class of Lagrange motion control systems" by Guojiang Zhang, Kai Zheng, Fenghua He, and Songlin Chen, published in the Proceedings of the 29th Chinese Control Conference in 2010. The second result is "Fuzzy Variable Structure Sliding-mode Control for Dual-arm Space Robot to Get Base and End-points Cooperative Motion" by Chen Zhihuang and Chen Li, published in the 2007 Chinese Control Conference in 2006. The page also includes filters for Year, Author, and Affiliation, and options for sorting and downloading PDFs.

4 **Other Search Options** – explanations of the features :

**Command Search** - To specify and perform more complex searches than you can using structured advanced search. You can join up to 15 search terms, use proximity operators, and exert more control over the order in which expressions are evaluated.

**Citation Search** - To find out how an article or an author has been cited and the number of times an article has been viewed.

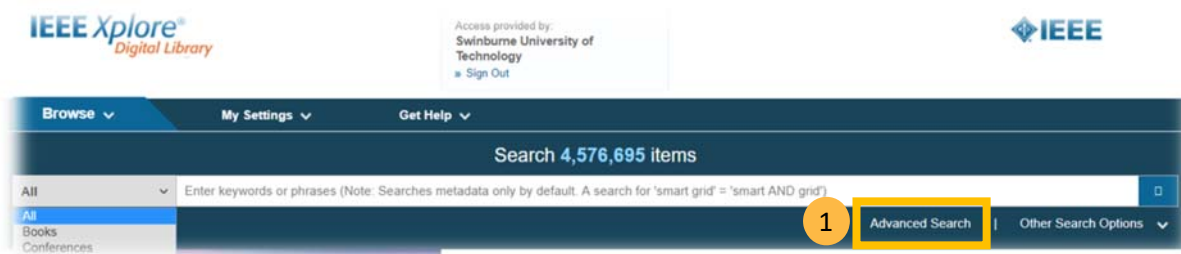
**Search Alert** - Saved Search Alerts are a free feature of a subscription to the IEEE Xplore digital library. With it, anyone on your research team can save a search and set an alert to notify you when new articles of interest are available.

» Sign in with your free IEEE personal account or choose CREATE ACCOUNT to register.

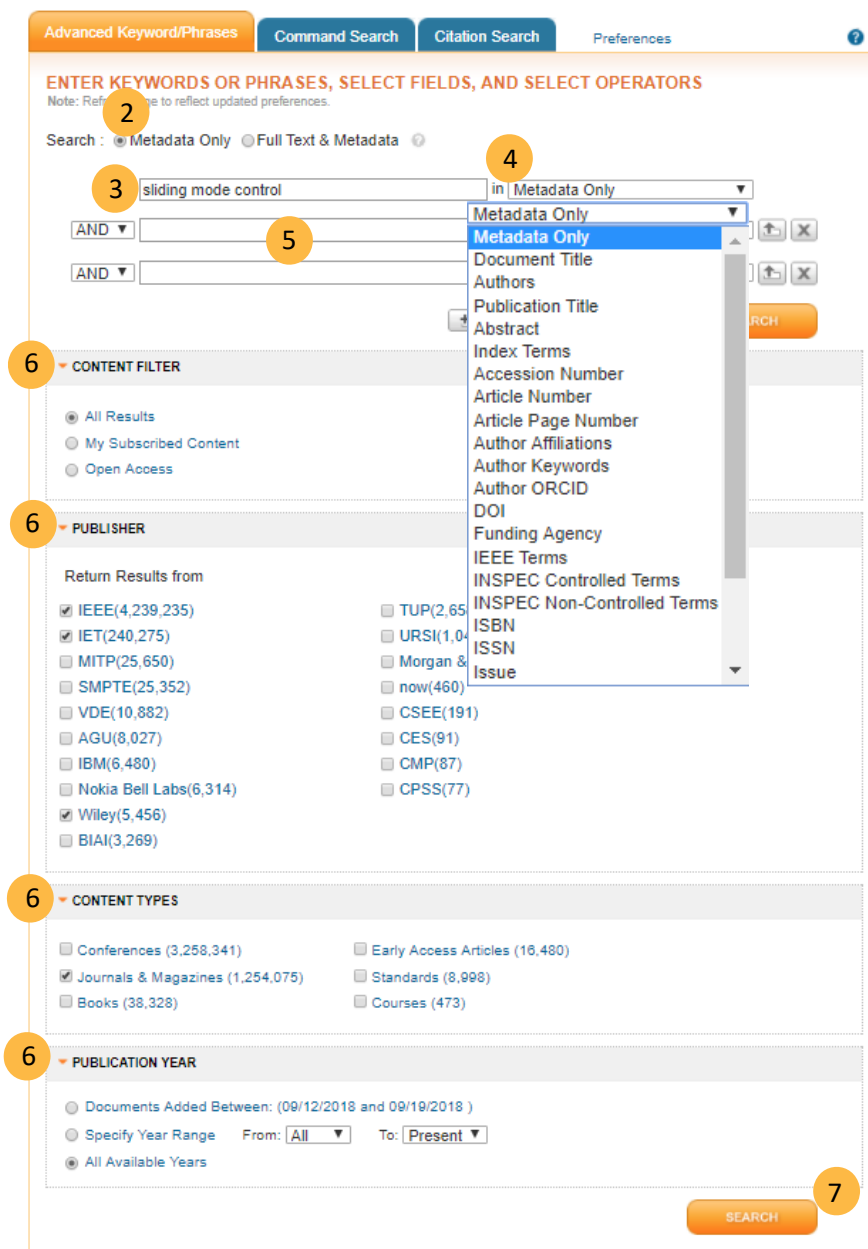
**Search History** – To retrieve previous search history while accessing IEEE database.

## Advanced Search

Using advanced search allows you to choose more search criteria before conducting a search. With the right searching techniques, your search results will be more precise, accurate and relevant.



- 1 Click the Advanced Search link under the Search box - with the Advanced Keyword/Phrases tab selected.



- 2 In the Advanced Search area, select **Metadata Only** or **Full Text & Metadata** for your search.

Note: Users with an IEEE account can set a search preference to search “Metadata Only” or “Full Text & Metadata” option. You must be logged in for this preference to be applied to your searches.

- 3 Click the first text box and enter your keyword. The keyword can be a subject term, author's last name, or phrase.


- 4 Limit your search by selecting a specific field from the drop-down menu next to the text box. The menu lists all the searchable fields in the database records.

- 5 To include additional keywords or phrases in the search query, enter keyword(s) and select field(s) from the drop-drop menu for this search query as necessary. Define the relationship between yours by using the boolean operators drop-drop menus.

- 6 Limit your search results by adjusting the search options. For example, you can:
  - Select one or more publisher
  - Select one or more content types
  - Specify the publication years

- 7 Click  .

IEEE Xplore will search through its database records and display the results that matched

your query. An open padlock icon  beside the result indicates content included in the library's subscription and you have access to the full text.

## Your Search Results

A list of references which contain your search terms will be displayed, in relevance order. You can further refine your list of results by year, publication titles, topic or content type located on the left hand side.

FullText or just the Abstract?



These icons can be seen under each article record. To view the abstract of an article to see if it is relevant to your research, click on the **Abstract** icon. To view full text, click on either **html** or **PDF** links (you can download the full text with the size of the file is in bracket).



This close padlock indicates content is not included in the library's subscription and you have no access to the full text. You don't have to purchase it but instead, please use our interlibrary loan service:

<https://www.swinburne.edu.my/library/about-library/inter-library-loans.php>



This button enables you to download references into bibliographic management tools i.e. EndNote or others, save the references, abstracts and links to the IEEE Xplore record as a text file.

## Further Help

If you need further help, please contact any of the library staff :

- At Library Service Desk
- Email : [IR@swinburne.edu.my](mailto:IR@swinburne.edu.my)
- Phone : +6 082 260936

## Reference

IEEE 2018, *Advanced search*, IEEE, viewed 12 September 2018,  
< <https://ieeexplore.ieee.org/Xplorehelp/#/searching-ieee-xplore/advanced-search>>